

Original	Replacement	Original	Replacement
Power Receiver	Power	CH Select	Smart / List
DVD	Shift + 2	Up/Tune+	Up
Input Select	AV / Input / RDS	CH Level +	CH+ / Page+
Master	Vol +	Left/ST-	Left
TV/SAT	Shift + 0	Enter	OK
TV/SAT	Shift + 1	Right/ST+	Right
VCR	Shift + 4	CH Level -	CH- / Page-
Remote Setup	Setup / OPT /	Test Tone	Text / Goto
Master Volume-	Vol -	Down/Tune-	Down
Tuner	Shift + 6	Dimmer	<< / Tune-
Front	Sound / Title	Dimmer	Shift + Mute / Dimmer
Display	Display / Media	Flat	>> / Tune+
Muting	Mute / Dimmer	Quiet	I << / Preset-
Power Source	Shift + Power	S. Bass	>>I / Preset+
Room Setup S	Play / Slow	1/Virtual	1
Room Setup M	Pause / Step / Freeze	2/5-D	2
Room Setup L	Stop / Hold	3/Game	3



Original	Replacement	Original	Replacement
4/ Tv Surr	4	Down VCR	Shift + Down
5/ Phones Surr	5	<< VCR	Shift + << /
6/ Musical	6	>> VCR	Shift + >> /
7/ Drama	7	I << VCR	Shift + I << / Preset-
8/ Action	8	>>I VCR	Shift + >>I / Preset+
9/ Stereo	9		
0/ Standard	0		
+10/ Auto	Guide / EPG / -/--		
Enter Down	Shift + Fav / Marker / PC		
Midnight	Fav / Marker / PC		
STOP VCR	Shift + Stop /		
Pause VCR	Shift + Pause / Step /		
Play VCR	Shift + Play /		
Up VCR	Shift + Up		
Left VCR	Shift + Left		
Enter VCR	Shift + OK		
Right VCR	Shift + Right		



Original	Replacement	Original	Replacement
DVD	SHIFT + DVD 2 Shift + 2	Menu	HOME MENU Menu / Home
TV/SAT	SHIFT + HDMI - SAT 0 Shift + 0	Audio	LANG I/II AUDIO Audio / Lang I/II
TV/SAT	SHIFT + TV 1 Shift + 1	Down	Down
VCR	SHIFT + VIDEO 4 Shift + 4	SEARCH DIMMER <<	TUNE- << / Tune-
Tuner	SHIFT + TUNER 6 Shift + 6	RF ATT FLAT >>	TUNE+ >> / Tune+
SOURCE Power Source	Power	MPX QUIET I <<	PRESET- I << / Preset-
BAND Stop	HOLD Stop / Hold	D.ACCESS S.BASS >>I	PRESET+ >>I / Preset+
CLASS Pause	STEP-FREEZE Pause / Step / Freeze	1 VIRTUAL 1	TV 1 1
EDIT Play	SLOW Play / Slow	2 5-D 2	DVD 2 2
DISPLAY CH. SELECT Back/CH Select/Display	RETURN BACK Back / Return	3 GAME 3	CD-STB 3 3
DISPLAY CH. SELECT Back/CH Select/Display	MEDIA DISPLAY Display / Media	4 TV SURR. 4	VIDEO 4 4
TUNE + Up	Up	5 PHONES SURR. 5	TAPE 5 5
TOP MENU CH. LEVEL Top Menu	TOP MENU D.MENU D. Menu / Top	6 MUSICAL 6	TUNER 6 6
ST− Left	Left	7 DRAMA 7	AUX-HDD 7 7
ENTER Enter	OK OK	8 ACTION 8	USB 8 8
ENTER Enter	PC FAV MARKER Fav / Marker / PC	9 STEREO 9	BLUETOOTH 9 9
ST+ Right	Right	0 STANDARD 0	HDMI - SAT 0 0



Original	Replacement	Original	Replacement
+10 AUTO +10	-/-- GUIDE EPG Gui de / EPG / -/--		



Original	Replacement	Original	Replacement
DVD	SHIFT + DVD 2 Shift + 2	ST+ Right	Right
Input Select	RDS AV INPUT AV / Input / RDS	CH LEVEL MENU CH Level - / Menu	TOP MENU D.MENU D. Menu / Top
TV/SAT	SHIFT + TV 1 Shift + 1	AUDIO Audio	LANG I/II AUDIO Audio / Lang I/II
TV/SAT	SHIFT + HDMI - SAT 0 Shift + 0	TUNE − Down	Down
VCR	SHIFT + VIDEO 4 Shift + 4	1 VIRTUAL 1	TV 1 1
Tuner	SHIFT + TUNER 6 Shift + 6	2 5-D 2	DVD 2 2
Channel +	+ CH PAGE CH+ / Page+	3 GAME 3	CD - STB 3 3
Volume+	+ VOL Vol +	4 TV SURR. 4	VIDEO 4 4
Channel -	CH PAGE − CH- / Page-	5 PHONES SURR. 5	TAPE 5 5
Volume-	VOL − Vol -	6 MUSICAL 6	TUNER 6 6
Power	Power	7 DRAMA 7	AUX - HDD 7 7
Back	RETURN BACK Back / Return	8 ACTION 8	USB 8 8
Up	Up	9 STEREO 9	BLUETOOTH 9 9
CH Level +/ Top	HOME MENU Menu / Home	0 STANDARD 0	HDMI - SAT 0 0
Left	Left	+10 AUTO +10	-/-- GUIDE EPG Guide / EPG / -/--
Enter	OK OK		
Enter	PC FAV MARKER Fav / Marker / PC		



Original	Replacement	Original	Replacement
DVD	Shift + 2	Enter	OK
Master	Vol +	ST+	>>I / Preset+
TV/SAT	Shift + 0	ST+	Right
TV/SAT	Shift + 1	Menu	Menu / Home
VCR	Shift + 4	Tune-	<< / Tune-
Master Volume-	Vol -	Tune-	Down
Tuner	Shift + 6	Search	Red / Netflix / Search
Display	Display / Media	RF ATT	Green / APP / Repeat
Muting	Mute / Dimmer	MPX	Yellow / YouTube / Repeat
Power Source	Power	D.Access	Blue / Prime Video / Random
Band	D.Menu / Top	1	1
Class	Setup / OPT /	2	2
Edit	Text / Goto	3	3
Tune+	>> / Tune+	4	4
Tune+	Up	5	5
ST-	I<< / Preset-	6	6
ST-	Left	7	7



Original		Replacement		Original	Replacement
8 ACTION	8	USB 8	8		
9 STEREO	9	BLUETOOTH 9	9		
0 STANDARD	0	HDMI - SAT 0	0		