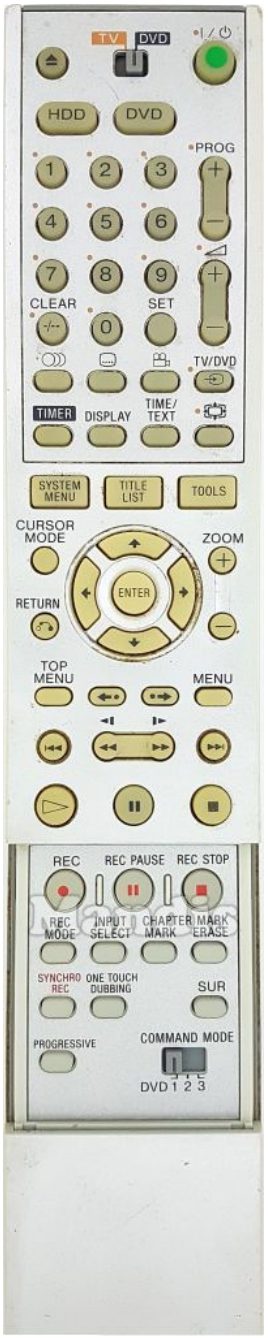

Original	Replacement	Original	Replacement
Power	Power	Prog-	Ch -
Open/Close	Eject	Vol +	Vol +
HDD	Media	Vol -	Vol -
DVD	Smart	O))	Dual
1	1	[...]	Subt
2	2	Camera	Yellow
3	3	Tv/DVD	TV/R
4	4	Timer	Shift + AV
5	5	Display	Info
6	6	Time/Text	Text
7	7	[ ]	3D
8	8	System Menu	D. Menu
9	9	Title List	Blue
0	0	Tools	Options
Clear	Exit	Cursor Mode	Green
Set	Red	Zoom+	Shift + Ch +
Prog+	Ch +	Zoom-	Shift + Ch -

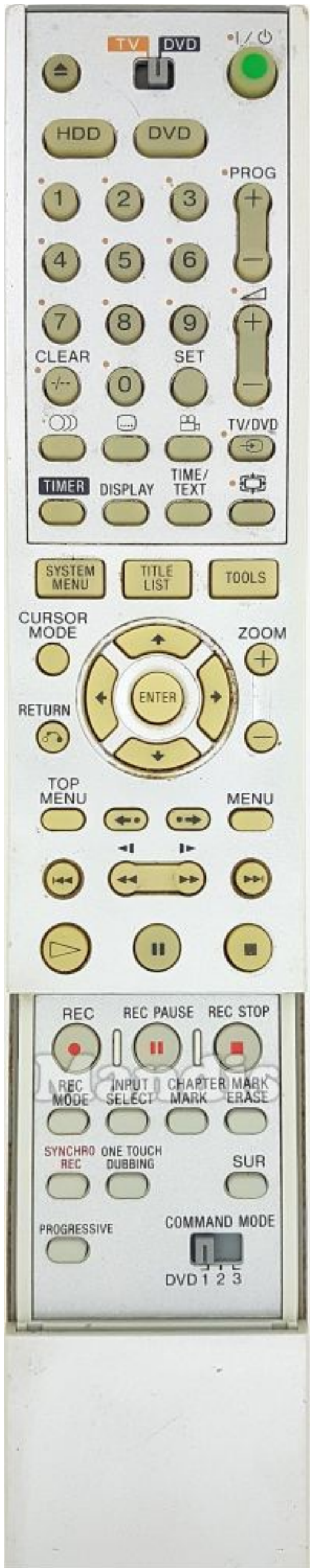

Original	Replacement	Original	Replacement
Return	Back	Rec	Rec
Up	Up	Rec Pause	Shift + Pause
Down	Down	Rec Stop	Shift + Stop
Right	Right	Rec Mode	Shift + Rec
Left	Left	Input Select	AV
Enter	Ok	Chapter Mark	Format
Top Menu	Shift + Menu	Mark Erase	Pre Ch
←	Shift + Left	Synchro Rec	List
·→	Shift + Right	One Touch	Sleep
Menu	Menu	Sur	Shift + Dual
I<<	I<<	Progressive	Guide
<</ ⊲I	<<		
I⊳/ >>	>>		
>>I	>>I		
Play	Play		
Pause	Pause		
Stop	Stop		

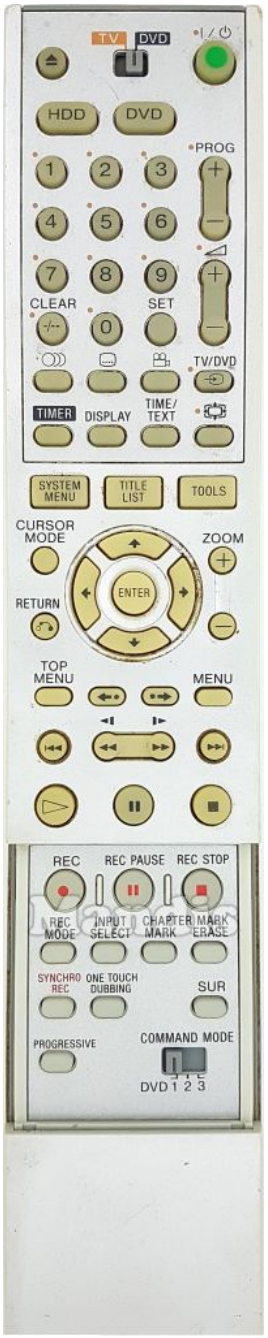

Original		Replacement	
	Power		Power
1	1	1	1
2	2	2	2
3	3	3	3
4	4	4	4
5	5	5	5
6	6	6	6
7	7	7	7
8	8	8	8
9	9	9	9
0	0	0	0
CLEAR	- / - -	GUIDE	Gui de
PROG	Pr og+	CH +	Ch +
	Pr og-	CH –	Ch -
	Vol +	VOL +	Vol +
	Vol -	VOL –	Vol -
TV/DVD	Tv/ DVD	SEARCH TV/R	TV/ R

Original		Replacement	
	[ ]	ECO 3D	3D

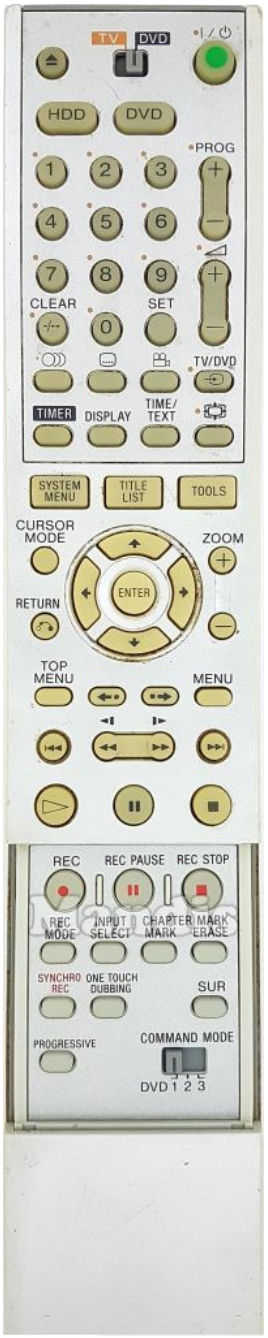

Original	Replacement	Original	Replacement
Power	Power	Prog-	Ch -
Open/Close	Eject	Vol +	Vol +
HDD	Media	Vol -	Vol -
DVD	Smart	O))	Dual
1	1	[...]	Subt
2	2	Camera	Yellow
3	3	Tv/DVD	TV/R
4	4	Timer	Shift + AV
5	5	Display	Info
6	6	Time/Text	Text
7	7	[ ]	3D
8	8	System Menu	D. Menu
9	9	Title List	Blue
0	0	Tools	Options
Clear	Exit	Cursor Mode	Green
Set	Red	Zoom+	Shift + Ch +
Prog+	Ch +	Zoom-	Shift + Ch -

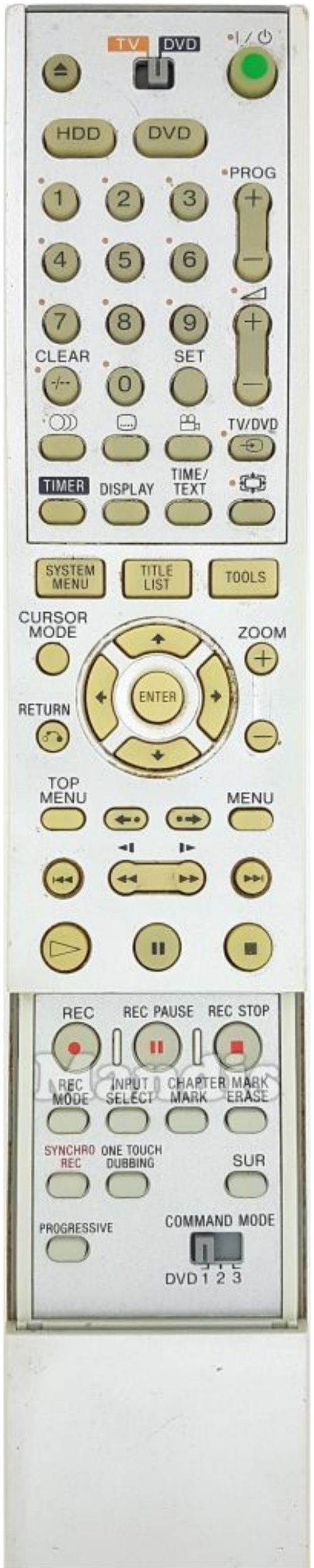

Original	Replacement	Original	Replacement
Return	Back	Rec	Rec
Up	Up	Rec Pause	Shift + Pause
Down	Down	Rec Stop	Shift + Stop
Right	Right	Rec Mode	Shift + Rec
Left	Left	Input Select	AV
Enter	Ok	Chapter Mark	Format
Top Menu	Shift + Menu	Mark Erase	Pre Ch
←	Shift + Left	Synchro Rec	List
·→	Shift + Right	One Touch	Sleep
Menu	Menu	Sur	Shift + Dual
I<<	I<<	Progressive	Guide
<</◁	<<		
I>/>>	>>		
>>I	>>I		
Play	Play		
Pause	Pause		
Stop	Stop		

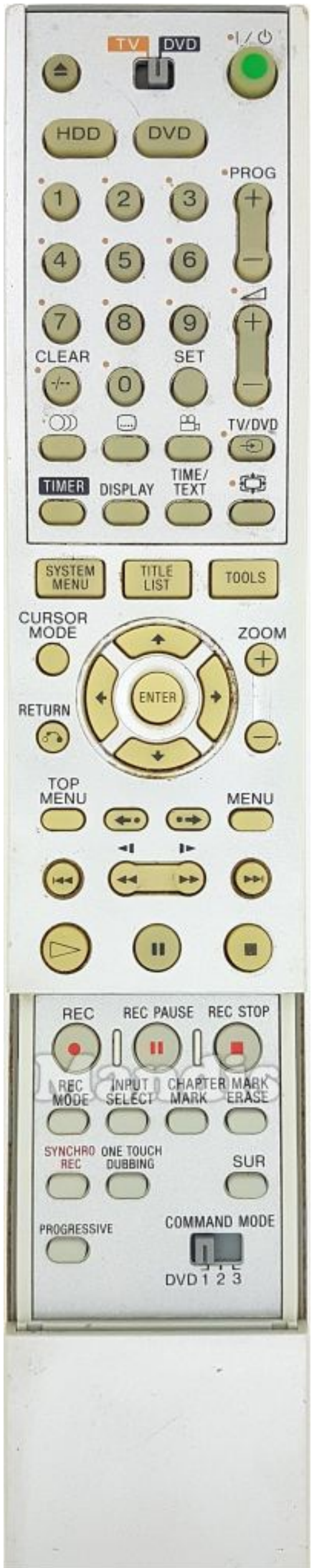

Original	Replacement	Original	Replacement
Power	Power	Prog-	Ch -
Open/Close	Eject	Vol +	Vol +
HDD	Media	Vol -	Vol -
DVD	Smart	O))	Dual
1	1	[...]	Subt
2	2	Camera	Yellow
3	3	Tv/DVD	TV/R
4	4	Timer	Shift + AV
5	5	Display	Info
6	6	Time/Text	Text
7	7	[ ]	3D
8	8	System Menu	D. Menu
9	9	Title List	Blue
0	0	Tools	Options
Clear	Exit	Cursor Mode	Green
Set	Red	Zoom+	Shift + Ch +
Prog+	Ch +	Zoom-	Shift + Ch -

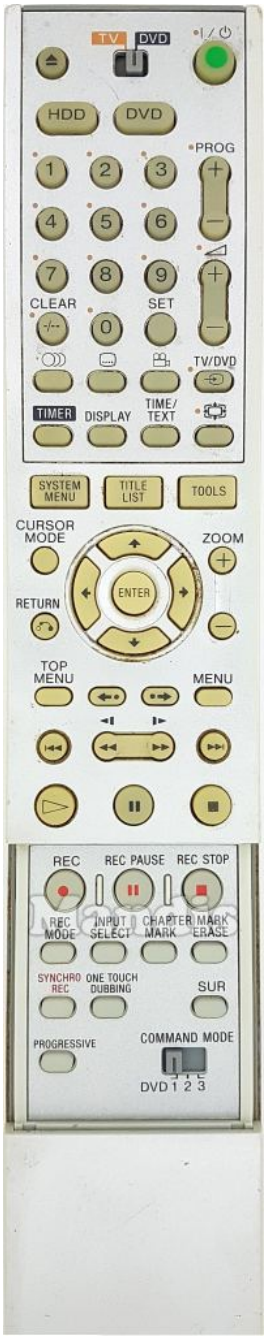

Original		Replacement	
RETURN	Return	RETURN BACK	Back
	Up		Up
	Down		Down
	Right		Right
	Left		Left
ENTER	Enter	OK	Ok
TOP MENU	Top Menu	SHIFT + TOP MENU MENU	Shift + Menu
	←	SHIFT +	Shift + Left
	· →	SHIFT +	Shift + Right
MENU	Menu	TOP MENU MENU	Menu
	I <<		I <<
	<</ ◁		<<
	I >/ >>		>>
	>>I		>>I
	Play	PLAY MODE	Play
	Pause		Pause
	Stop		Stop

Original		Replacement	
REC	Rec	REC MODE	Rec
REC PAUSE	Rec Pause	SHIFT +	Shift + Pause
REC STOP	Rec Stop	SHIFT +	Shift + Stop
REC MODE	Rec Mode	SHIFT + REC MODE	Shift + Rec
INPUT SELECT	Input Select	TIMER AV	AV
CHAPTER MARK	Chapter Mark	PICTURE FORMAT	Format
R MARK ERASE	Mark Erase	FAV PRE-CH	Pre Ch
SYNCHRO REC	Synchro Rec	DISC NAV LIST	List
ONE TOUCH DUBBING	One Touch	PROG SLEEP	Sleep
SUR	Sur	SHIFT + SOUND DUAL	Shift + Dual
PROGRESSIVE	Progressive	-/-- GUIDE	Guide