

Originalfernbedienung	Ersatzfernbedienung	Originalfernbedienung	Ersatzfernbedienung
Standby / On	Power	Play reverse / Pause	Pause
Sleep	Sleep	>>	>>
Dimmer	Blue	Stop	Stop
Display	Info	<<	<<
Input Sel. CD	1	Play	Play
Input Sel. Tape	2	Muting	Mute
Input Sel. Phono	3	Up	Up
Input Sel. Tuner	4	Right	Right
Input Sel. DVD	5	Down	Down
Input Sel. Video 1	6	Left	Left
Input Sel. Video 2	7	Enter	Ok
SUR Mode	Subt	Volume +	Vol +
Audio Sel	Dual	Volume -	Vol -
Tuner + / Preset	Ch +	Return	Back
Tuner - / Preset -	Ch -	Setup	Options
I<<	I<<	Test Tone	Smart
>>I	>>I	CH Sel	Media



Originalfernbedienung	Ersatzfernbedienung	Originalfernbedienung	Ersatzfernbedienung
Level -	SHIFT + ▼ Shift + Down		
Level +	SHIFT + ▲ Shift + Up		



Originalfernbedienung		Ersatzfernbedienung	
	Power DVD		Power
	I<<		I<<
	>>I		>>I
	Play Reverse / Pause		Pause
	<<		<<
	Play		Play
	>>		>>
	Stop		Stop
	Disc		Smart
	Muting		Mute
	Top Menu		Shift + Menu
	Top Menu		D. Menu
	Menu		Menu
	Up		Up
	Right		Right
	Down		Down
	Left		Left

Originalfernbedienung		Ersatzfernbedienung	
	Enter		Ok
	Volume +		Vol +
	Volume -		Vol -
	Return		Back
	Setup		Options



Originalfernbedienung		Ersatzfernbedienung		Originalfernbedienung	Ersatzfernbedienung
	Play reverse / Pause		Pause		
	<<		<<		
	Play	PLAY MODE	Play		
	>>		>>		
	Stop		Stop		
MUTING	Muting	MUTE	Mute		
VOLUME	Volume +	+ VOL	Vol +		
VOLUME	Volume -	VOL −	Vol -		
	Left		Left		
ENTER	Enter	OK	Ok		
	Right		Right		