

Originalfernbedienung	Ersatzfernbedienung	Originalfernbedienung	Ersatzfernbedienung
Left	SHIFT + Left	Deck <	Left
Muting	Mute / Dimmer	Deck >	Right
CD Play	Play / Slow	Menu Down	Down
CD Pause	Pause / Step / Freeze	Master Vol +	Vol +
CD Stop	Stop / Hold	CH Select	Smart / List
CD <<	<< / Tune-	Tuner Channel +	CH+ / Page+
CD >>	>> / Tune+	Master Vol -	Vol -
CD I <<	I << / Preset-	Tuner Channel -	CH- / Page-
CD >>I	>>I / Preset+	TV/DBS	1
T.Tone	Sound / Title	DVD/VDP	2
PHONO	Audio / Lang I/II	CD	3
Surround	Eject / Surround	VCR	4
Mode	D.Menu / Top	MD / TAPE MON	5
System Set up	Setup / OPT /	TUNER	6
AVR/AVC	AV / Input / RDS	TUNER	9
Menu Next	Menu / Home	Deck A/B	Yellow / YouTube / Repeat
Menu Up	Up	Deck Stop	SHIFT + HOLD Shift + Stop / Hold



Originalfernbedienung		Ersatzfernbedienung				Originalfernbedienung	Ersatzfernbedienung
	Deck <<	SHIFT	+	TUNE-	Shift + << /		
	Deck >>	SHIFT	+	TUNE+	Shift + >> /		
STATUS	Status	SHIFT	+	OPT-TOOLS SETUP	Shift + Setup / OPT / Tools		
VOL	CH Vol Up	SHIFT	+	+ VOL	Shift + Vol +		
DISC SKIP+ MENU/ GUIDE	CD Disc Skip+	SHIFT	+	+ CH PAGE	Shift + CH+ /		
CH VOL	CH Vol Down	SHIFT	+	VOL −	Shift + Vol -		
VIDEO SELECT	Video Select	SHIFT	+	VIDEO 4	Shift + 4		
SHIFT	Tuner Shift	SHIFT	+	TUNER 6	Shift + 6		



Originalfernbedienung		Ersatzfernbedienung	
AVR/AVC	AVR/ AVC	RDS AV INPUT	AV / Input / RDS
VCR	Power VCR		Power
DVD/VDP	Power DVD	SHIFT +	Shift + Power
PHONO	PHONO	SHIFT + TITLE SOUND	Shift + Sound / Title
CD	CD	CD - STB 3	3
DVD/VDP	DVD/ VDP	DVD 2	2
TV/DBS	TV/ DBS	TV 1	1
VCR	VCR	VIDEO 4	4
MD / TAPE MON	MD / TAPE MON	TAPE 5	5
TUNER	TUNER	BLUETOOTH 9	9
TUNER	TUNER	TUNER 6	6
SHIFT	Tuner Shift	SHIFT + TUNER 6	Shift + 6
CHANNEL +	Tuner Channel +	CH + PAGE	CH+ / Page+
CHANNEL −	Tuner Channel -	CH PAGE −	CH- / Page-
TITLE	DVD Title	TITLE SOUND	Sound / Title
	DVD Play	SLOW	Play / Slow
DISC SKIP+ MENU/ GUIDE	DVD Menu / Guide	HOME MENU	Menu / Home

Originalfernbedienung		Ersatzfernbedienung	
	DVD I<<	PRESET-	I<< / Preset-
	DVD Pause	STEP - FREEZE	Pause / Step / Freeze
	DVD >>I	PRESET+	>>I / Preset+
DISPLAY	DVD Display	MEDIA DISPLAY	Display / Media
	DVD Stop	HOLD	Stop / Hold
RETURN	DVD Return	RETURN BACK	Back / Return
SYSTEM SET UP	DVD Setup	OPT-TOOLS SETUP	Setup / OPT /
	Up		Up
SURROUND SELECT	Select	OK	OK
MASTER VOL	Master Vol +	+ VOL	Vol +
	Left		Left
	Down		Down
NEXT	Right		Right
MASTER VOL	Master Vol -	VOL −	Vol -
T.TONE	T. Tone	LANG I/II AUDIO	Audio / Lang I/II
VIDEO SELECT	Video Select	SHIFT + VIDEO 4	Shift + 4
MODE	Mode	TOP MENU D.MENU	D. Menu / Top Menu



Originalfernbedienung		Ersatzfernbedienung			
MUTING	Muting	DIMMER MUTE	Mute / Dimmer		
CH SELECT	CH Select	LIST SMART	Smart / List		
CH VOL	CH Vol Down	SHIFT	+	VOL −	Shift + Vol -
CH VOL	CH Vol Up	SHIFT	+	+ VOL	Shift + Vol +
STATUS	Status	SHIFT	+	OPT-TOOLS SETUP	Shift + Setup / OPT / Tools

Originalfernbedienung	Ersatzfernbedienung



Originalfernbedienung	Ersatzfernbedienung	Originalfernbedienung	Ersatzfernbedienung
Muting	DIMMER MUTE — Mute / Dimmer	Deck >	Right
MD Play	SLOW ▶ — Play / Slow	Menu Down	Down
MD Pause	STEP-FREEZE ⏸ — Pause / Step / Freeze	Master Vol +	VOL + — Vol +
Deck Stop	HOLD ■ — Stop / Hold	CH Select	LIST SMART — Smart / List
Deck <<	TUNE- ◀◀ — << / Tune-	Tuner Channel +	CH PAGE + — CH+ / Page+
Deck >>	TUNE+ ▶▶ — >> / Tune+	Master Vol -	VOL − — Vol -
MD I<<	PRESET- ⏮ — I<< / Preset-	Tuner Channel -	CH PAGE − — CH- / Page-
MD >>I	PRESET+ ⏭ — >>I / Preset+	TV/DBS	TV 1 — 1
T.Tone	TITLE SOUND — Sound / Title	DVD/VDP	DVD 2 — 2
PHONO	LANG I/II AUDIO — Audio / Lang I/II	CD	CD-STB 3 — 3
Surround	SURROUND ⏏ — Eject / Surround	VCR	VIDEO 4 — 4
Mode	TOP MENU D.MENU — D.Menu / Top	MD / TAPE MON	TAPE 5 — 5
System Setup	OPT-TOOLS SETUP — Setup / OPT /	TUNER	TUNER 6 — 6
AVR/AVC	RDS AV INPUT — AV / Input / RDS	TUNER	BLUETOOTH 9 — 9
Menu Next	HOME MENU — Menu / Home	Deck A/B	YouTube REPEAT A-B — Yellow / YouTube / Repeat
Menu Up	▲ — Up	MD Stop	SHIFT + HOLD ■ — Shift + Stop /
Deck <	◀ — Left	MD <<	SHIFT + TUNE- ◀◀ — Shift + << / Tune-



Originalfernbedienung	Ersatzfernbedienung	Originalfernbedienung	Ersatzfernbedienung
MD >>	SHIFT + TUNE+		
Status	SHIFT + OPT-TOOLS SETUP		
CH Vol Up	SHIFT + VOL +		
CH Vol Down	SHIFT + VOL −		
Video Select	SHIFT + VIDEO 4		
Tuner Shift	SHIFT + TUNER 6		